




PRESENTASJONSREGLER: Barnetråkk - aggregert

DATAEIER

Universitetet i Bergen

STATISK TEGNFORKLARING

OPPLEVELSE - POSITIV










OPPLEVELSE - NEGATIV



BARNEVEG



AKTIVITET

	≤ 5 elever
	5-10 elever
	10-20 elever
	20-30 elever
	30-40 elever
	40-50 elever
	> 50 elever

TEGNFORKLARING DETALJER

Positiv opplevelse

Klassenavn	RGB-verdier	Symbol	Spørring
≤ 5 elever	173 – 255 – 217		"antallElever" <= 5
5 – 10 elever	133 – 255 - 198		"antallElever" > 5 AND "antallElever" <= 10
10 – 20 elever	0 – 245 – 131		"antallElever" > 10 AND "antallElever" <= 20
20 – 30 elever	0 – 189 - 102		"antallElever" > 20 AND "antallElever" <= 30
30 – 40 elever	0 – 136 – 87		"antallElever" > 30 AND "antallElever" <= 40
50 – 50 elever	0 – 122 – 65		"antallElever" > 40 AND "antallElever" <= 50
> 50 elever	0 – 82 - 44		"antallElever" >= 50

Negativ opplevelse

Klassenavn	RGB-verdier	Symbol	Spørring
≤ 5 elever	255 – 214 - 255		"antallElever" <= 5
5-10 elever	255 – 188 - 246		"antallElever" > 5 AND "antallElever" <= 10
10-20 elever	255 – 162 - 224		"antallElever" > 10 AND "antallElever" <= 20
20-30 elever	255 – 137 - 192		"antallElever" > 20 AND "antallElever" <= 30
30-40 elever	254 – 114 - 152		"antallElever" > 30 AND "antallElever" <= 40
40-50 elever	251 – 90 – 105		"antallElever" > 40 AND "antallElever" <= 50
> 50 elever	247 – 85 - 68		"antallElever" >= 50



Barneveg

Klassenavn	RGB-verdier	Symbol	Spørring
≤ 5 elever	241 – 238 - 246		"antallElever" <= 5
5-10 elever	212 – 185 - 218		"antallElever" > 5 AND "antallElever" <= 10
10-20 elever	201 – 148 - 199		"antallElever" > 10 AND "antallElever" <= 20
20-30 elever	223 – 101 - 176		"antallElever" > 20 AND "antallElever" <= 30
30-40 elever	231 – 41 - 138		"antallElever" > 30 AND "antallElever" <= 40
40-50 elever	206 – 18 - 86		"antallElever" > 40 AND "antallElever" <= 50
> 50 elever	146 – 0 – 63		"antallElever" >= 50

Aktivitet

Klassenavn	RGB-verdier	Symbol	Spørring
≤ 5 elever	204 – 252 - 210		"antallElever" <= 5
5-10 elever	170 – 249 - 196		"antallElever" > 5 AND "antallElever" <= 10
10-20 elever	136 – 246 - 194		"antallElever" > 10 AND "antallElever" <= 20
20-30 elever	102 – 241 - 204		"antallElever" > 20 AND "antallElever" <= 30
30-40 elever	68 – 235 - 223		"antallElever" > 30 AND "antallElever" <= 40
40-50 elever	34 – 205 - 228		"antallElever" > 40 AND "antallElever" <= 50
> 50 elever	0 – 153 - 220		"antallElever" >= 50

LENKER/ANNET (VALGFRITT)

Digital kartografi som SLD er tilgjengelig i registeret i Geonorge:

<https://kartkatalog.geonorge.no/metadatas/barnetraakk-aggregert/7192d47e-4dd2-4bfd-aadd-010aa62cdee3>